








Samsung LED - High Power

Cool White

Image	Model Number	Dimension (mm)	Luminous Flux (Typ.,unit:lm)	CRI	CCT / Wd (unit K/nm)	TYPE
	SLHNNWH629T0	8.0x8.0x3.9T	160 @180mA	62	5000 ~ 7000	Sunnix 6
	SLHNNWH629T1	8.0x8.0x3.9T	130 @180mA	87	5000 ~ 7000	Sunnix 6
	SPHWHTS6D30B	8.0x8.0x3.9T	200 @ 250mA	80	5000 ~ 7040	Sunnix 6
	SPHWHTS7D3	7.0X13.0X3.5T	100 @350mA	80	5000 ~ 7040	Sunnix 7

Warm White

Image	Model Number	Dimension (mm)	Luminous Flux (Typ.,unit:lm)	CRI	CCT / Wd (unit K/nm)	TYPE
	SLHNNWW629T0	8.0x8.0x3.9T	140 @180mA	65	2600 ~ 5000	Sunnix 6
	SLHNNWW629T1	8.0x8.0x3.9T	120 @180mA	85	2600 ~ 5000	Sunnix 6
	SPHWHTS7D3	7.0X13.0X3.5T	100 @350mA	80	2580 ~ 5000	Sunnix 7